

#### APPLICATION:

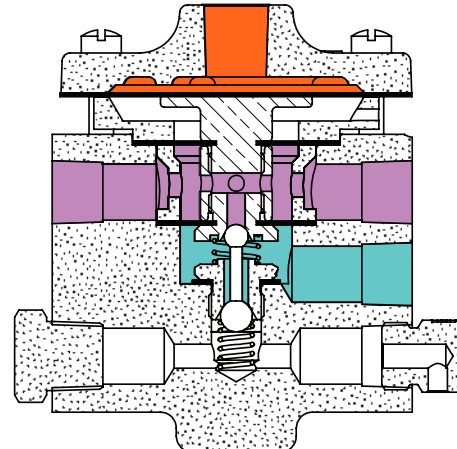
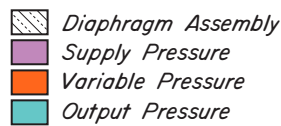
Any system in which it is desired to multiply and volume boost a pneumatic signal to a large control valve or similar equipment. Amplification of the input pneumatic signal is approximately 4:1. When manual reset is used, it can monitor a 3 way valve and vent system supply if a preset limit is exceeded

#### FEATURES:

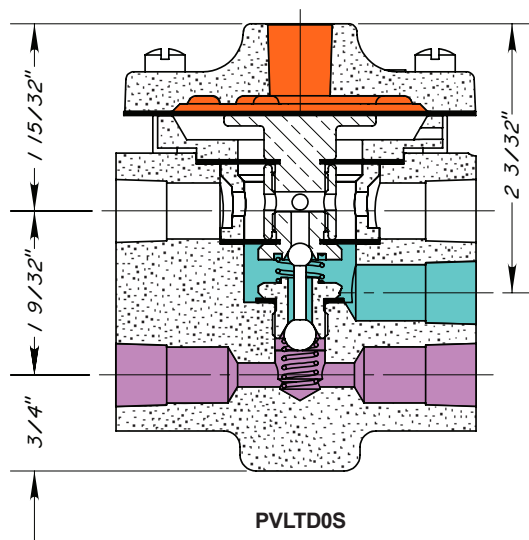
- Field reversible for direct throttle or indirect snap action
- Optional manual reset lever when Direct Acting
- Provides "tattle-tell" signal when preset limit is exceeded
- Intermittent vent pilot 3 Way Valving
- Rapid venting action
- No dead center

#### CLASSIFICATIONS:

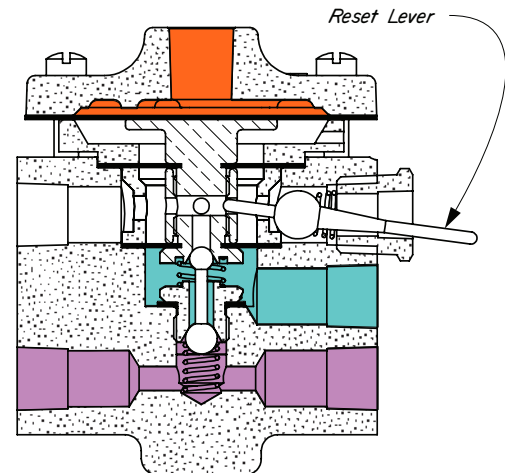
Non-Bleed / Intermittent Vent



PVLSD0S



PVLTD0S



PVLMD0S

All Connection Are 1/4" FNPT



Standard Configuration Code †	Order Code	Action	Variable Press psig ††	Supply Press psig	Output Press psig	Max. W.P. psig †††
PVLMD0S	YAF	Manual Reset	0 - 30	5 - 30	0 or Supply	30
PVLTD0S	YAE	Throttle	0 - 30	5 - 30	0 or Supply	30
PVLSD0S	YAG	Snap	0 - 30	5 - 30	0 or Supply	30

#### NOTES:

For standard & optional seals, metals, Cf Cv values, material specifications & dimensions see technical data on pages 09:1 - 09:1V

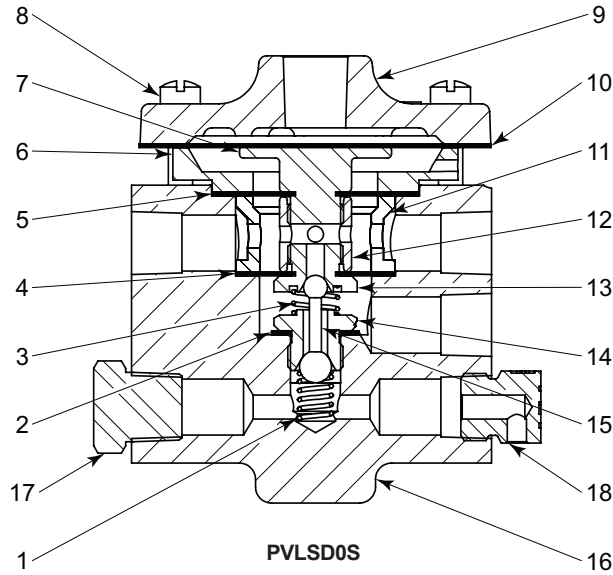
† For Corrosive service remove last "S" & replace with "C"

† For code builder see page 09:00.4

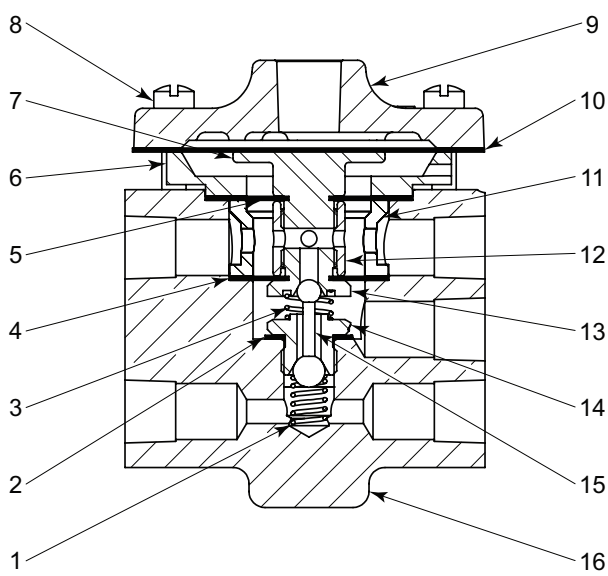
†† Variable pressure snapping range depending on supply Pressure approximately 2 - 7 psig at 30 psig

††† Max W.P. values based on -20°F to 100°F.

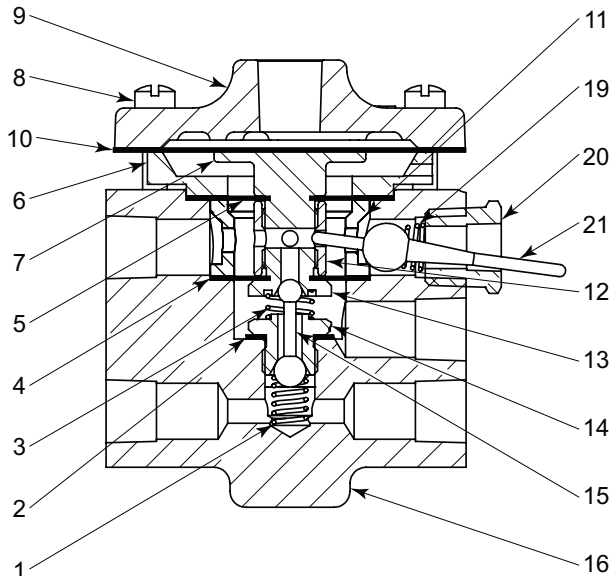
30 VOLUME BOOSTER  
MODEL VL DRAWING & PARTS LIST



PVLSD0S



PVLTD0S



PVLMD0S

ITEM	QTY.	DESCRIPTION	PART NO		ITEM	QTY.	DESCRIPTION	PART NO	
			STANDARD	CORROSIVE				STANDARD	CORROSIVE
1	1	Spring *	585		11	1	Spool	580	580SS6
2	1	Gasket *	118		12	1	Spacer	581	581SS6
3	1	Spring *	566	566HAC	13	1	Seat *	113	113SS6
4	1	Lower Diaphragm *	584HSN		14	1	Seat *	565	565SS6
5	1	Diaphragm *	582HSN		15	1	Pilot Plug *	112	
6	1	Housing	578	578SS6	16	1	Body	587	2408SS6
		Optional Vented Housing	5365		17	1	Plug	699	699SS6
7	1	Diaphragm Plate	579	579SS6	18	1	Breather Plug	147	147SS6
8	6	Screw	573		19	1	Spring *	108	108HAC
9	1	Cover	577	2414SS6	20	1	Bushing	539	539SS6
10	1	Upper Diaphragm *	583HSN		21	1	Reset Lever	1396	
* These parts are recommended spare parts and are stocked as repair kits.								Repair Kit	RXY

CODE BUILDER  
P SERIES (RELAYS)

Series:

P = Pilots & Relays

Model:

VL = 30 Volume Booster  
VH = 300 Volume Booster  
BR = Bistable Relay  
PT = Pressurestat

Action

0 = N/A (VH, BR, PT only)  
S = Snap (VL only)  
T = Throttle (VL only)  
M = Manual Reset (VL only)

Shell Material:

**D = Ductile Iron**  
C = 316SS (C service type only)

Control Range:

0 = N/A

Service Type:

**S = Standard**  
C = Corrosive (C shell material only)

P	VL	S	D	0	S	
---	----	---	---	---	---	--

Options: Additional cost and lead times will apply  
If multiple options required input in sequential order  
Leave blank if no options required

1 = NACE Certification (Corrosive Option Only)  
V = FKM Elastomer

Not all selections available on all products listed.  
See product pages 01:40.1 - 01:70.2 for available options