


LAMOT[®]

VALVE & ARRESTOR

DETONATION FLAME ARRESTOR

MODEL L7661



KIMRAY[®]

INC.

Model L7661

The Model L7661 inhibits flame propagation in gas piping systems. It is ideal for protecting liquid storage tanks containing NEC Group D (IEC Class IIA) gases with a maximum experimental safe gap equal to or greater than 0.90 mm. Ideal for vertical or horizontal installation, in-line or end-of-line deflagrations and unstable detonations.

Technical Details


- Sizes 4"x16" through 12"x30"
- Vertical or horizontal installation
- In-line or end-of-line deflagrations
- Unstable detonations
- Pre-ignition system pressure up to 15.7 psia (1.08 bara)
- Pre-ignition system temperatures -4 to 140°F (-20 to 60°C)
- Burn Time tBT 20 minutes
- Bi-directional with respect to flow and ignition source
- Standard materials of construction are carbon steel or stainless steel
- Stainless Steel element is standard
- Low pressure drop with multiple element sizes available for each flange size

Features

- Compact design with high flow capacity and low pressure drop
- Easy element removal for cleaning and maintenance
- Elements are economical to replace

Options

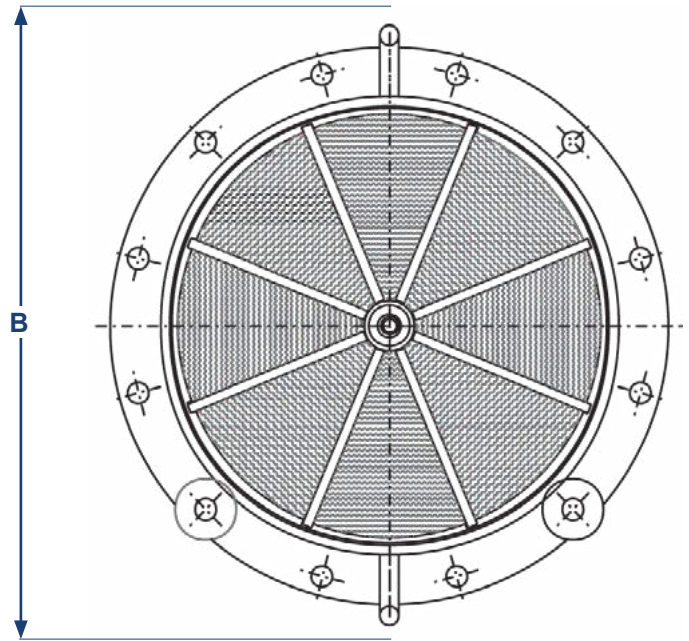
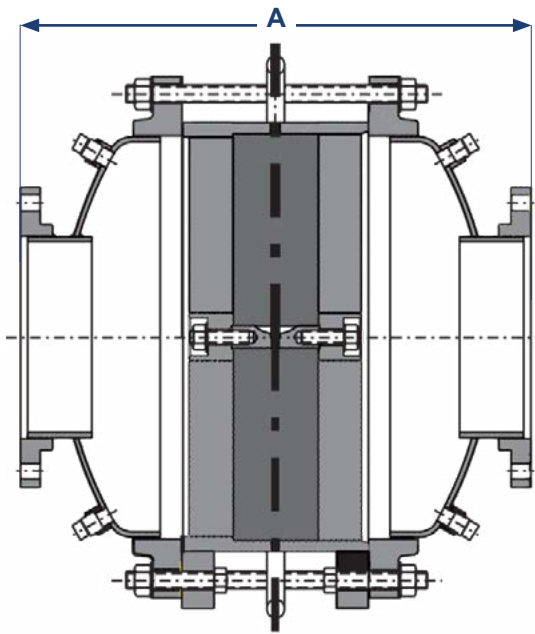
- Housings are available in carbon steel, stainless steel or Alloy C276 and elements in stainless steel, Alloy C276 or other corrosion resistant alloys
- Sensor ports
- Large inspection and cleaning ports
- Swing bolts for faster element removal
- Factory installed thermocouplers for flame sensing



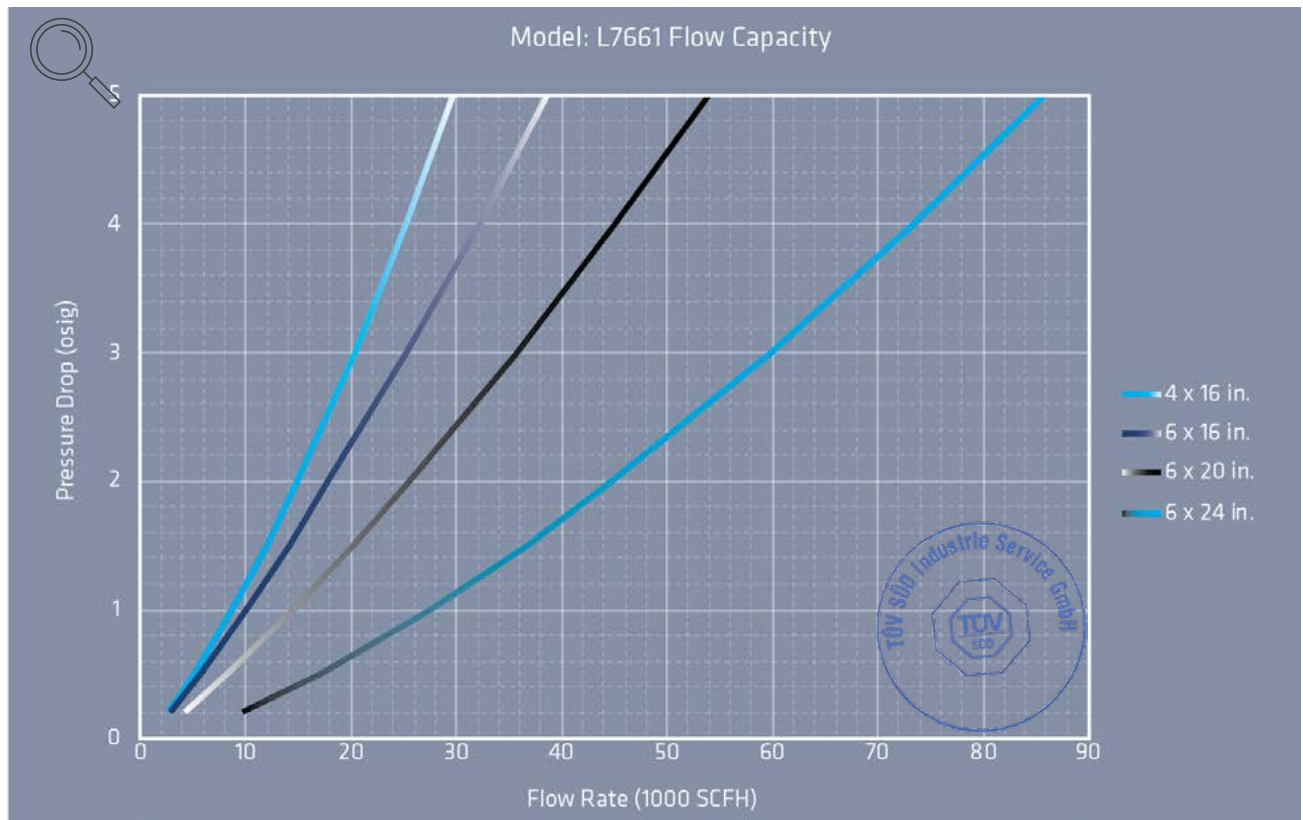
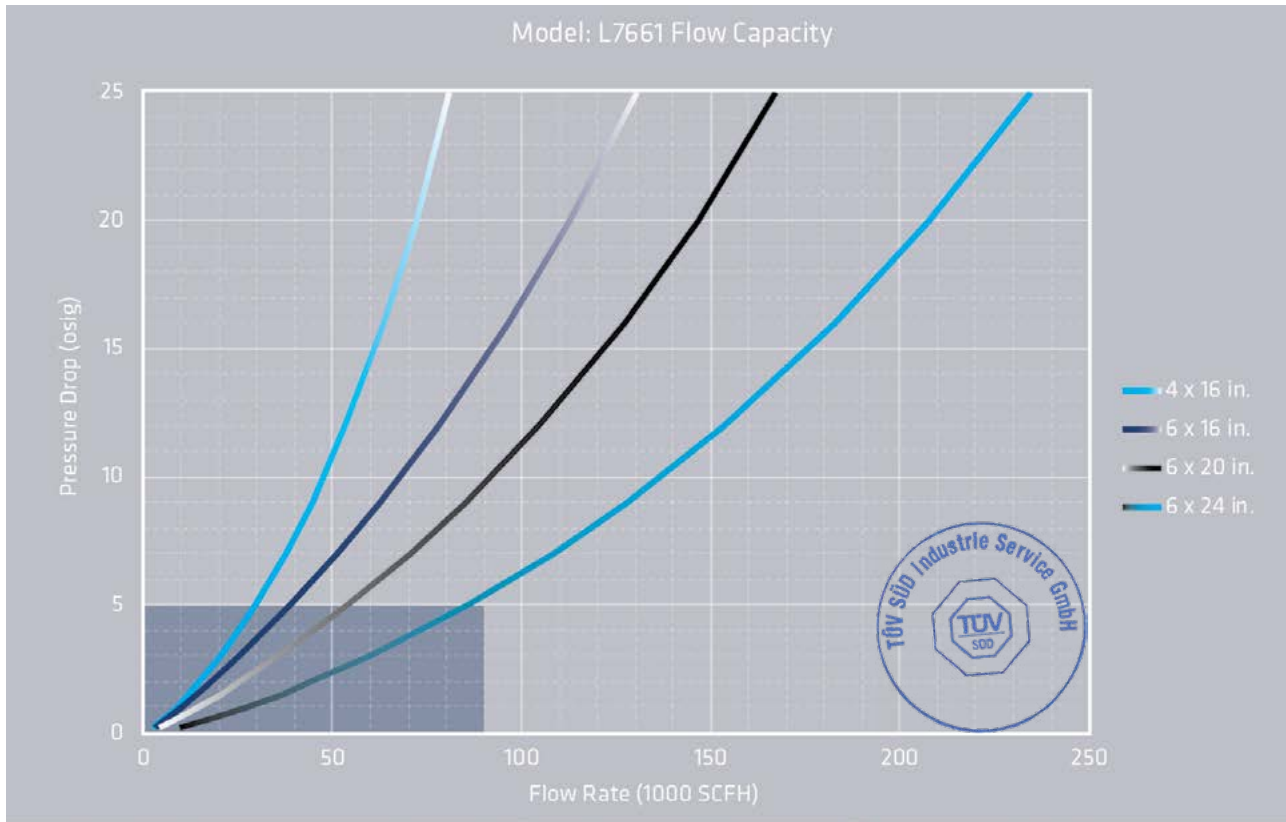
Specifications

Housing Size Inches (mm)	A Length Inches (mm)	B Diameter Inches (mm)	Approx Ship. Wt. Lbs.(kg)
16" (400)	29.63 (753)	23.50 (597)	550 (249)
20" (500)	32.43 (824)	27.50 (699)	850 (386)
24" (600)	38.75 (984)	32.00 (813)	1200 (544)
30" (750)	42.88 (1089)	38.75 (984)	1900 (862)

Specifications subject to change without notice. Certified dimensions available upon request
 Larger sizes available on special application
 All units with ANSI 150 RF flanges standard (other flange drillings available).

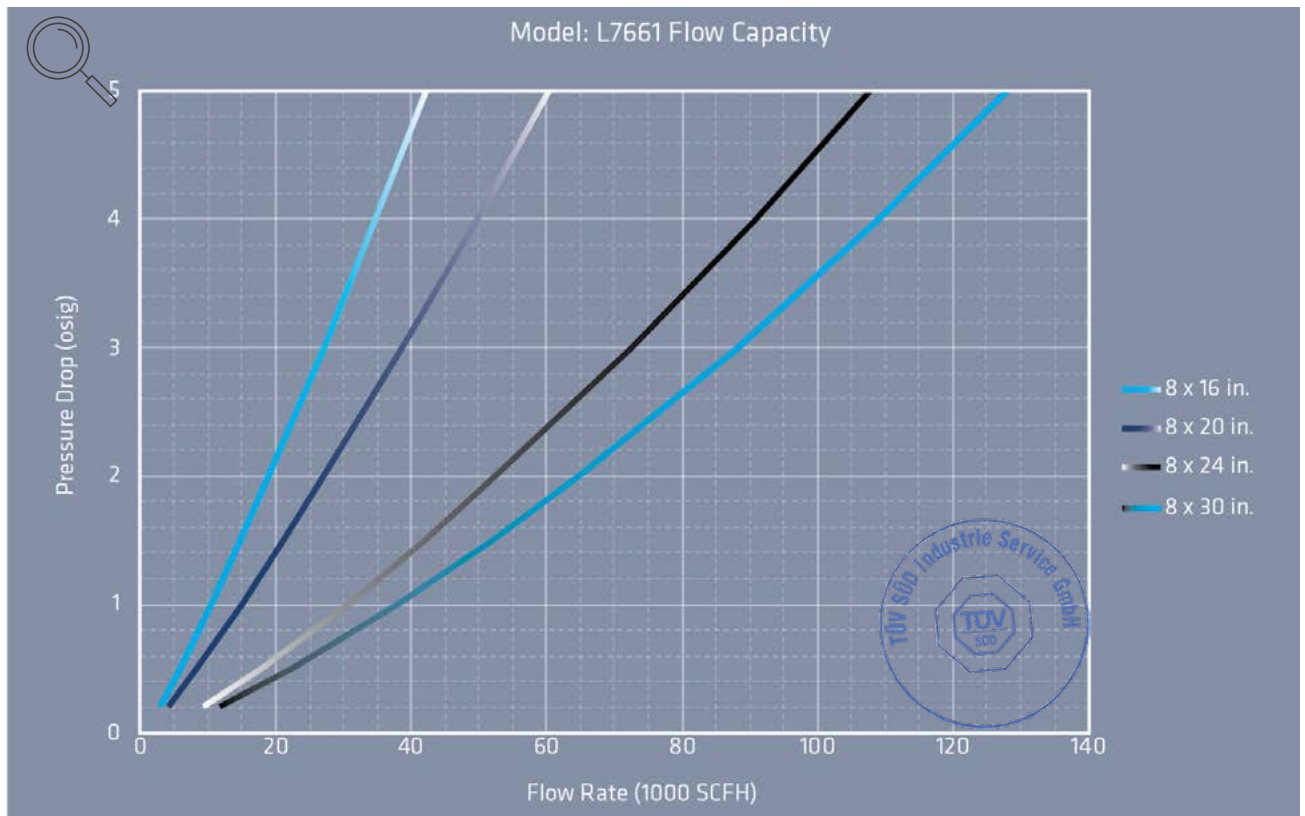
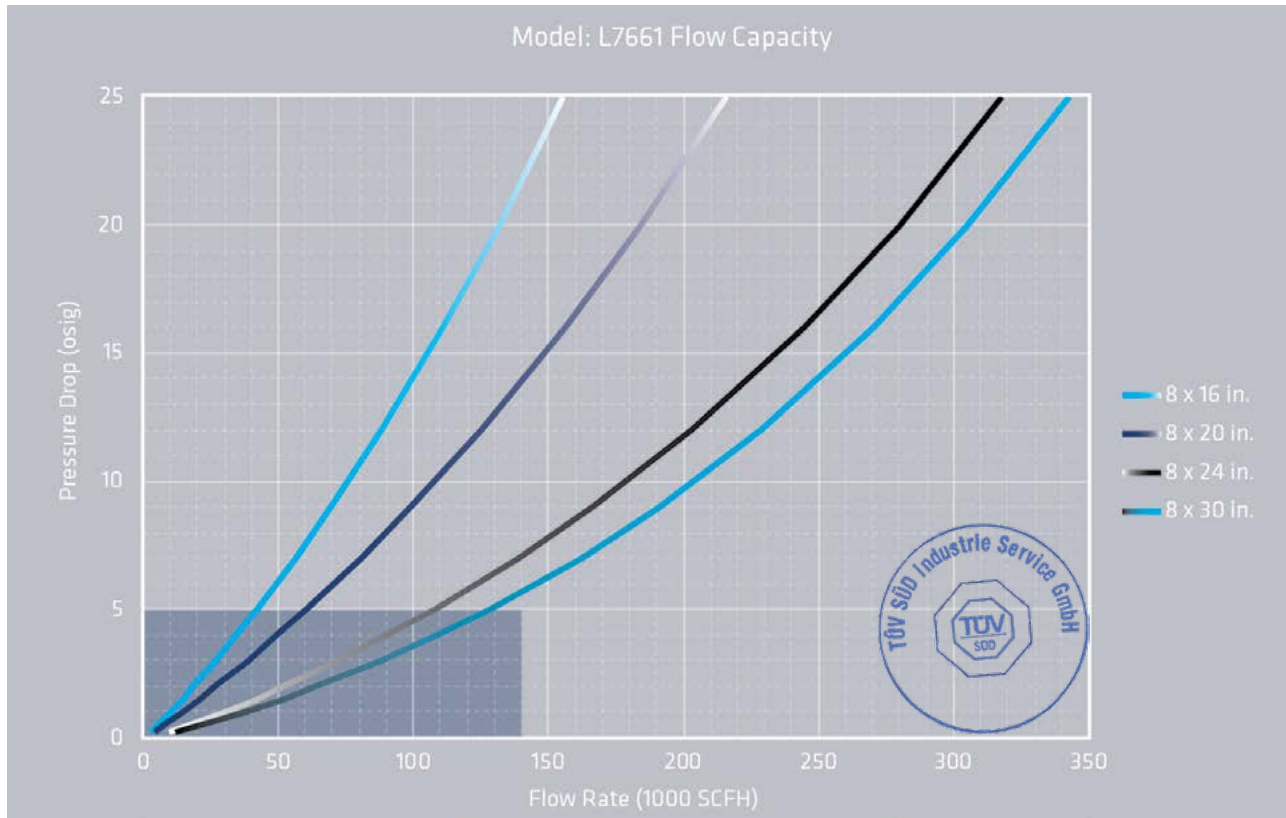


Flow Capacity



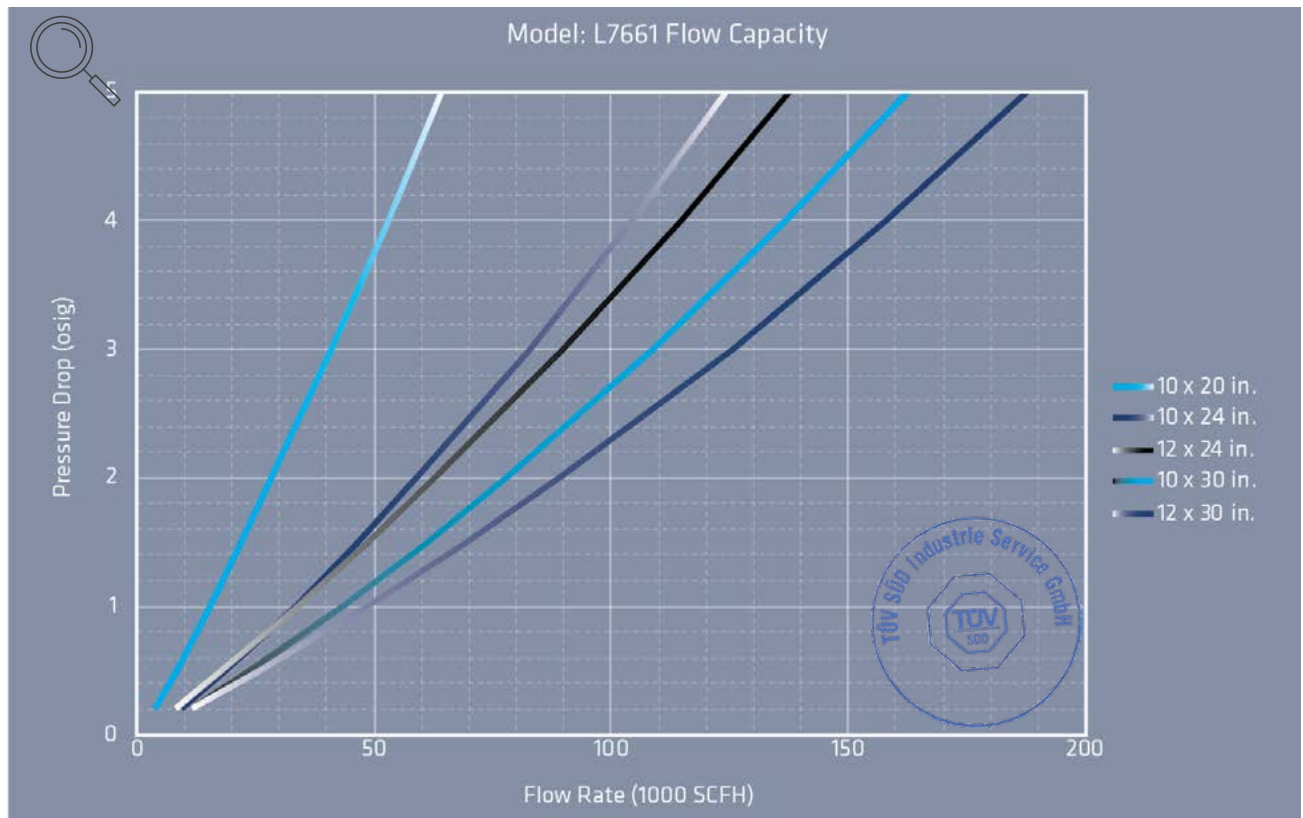
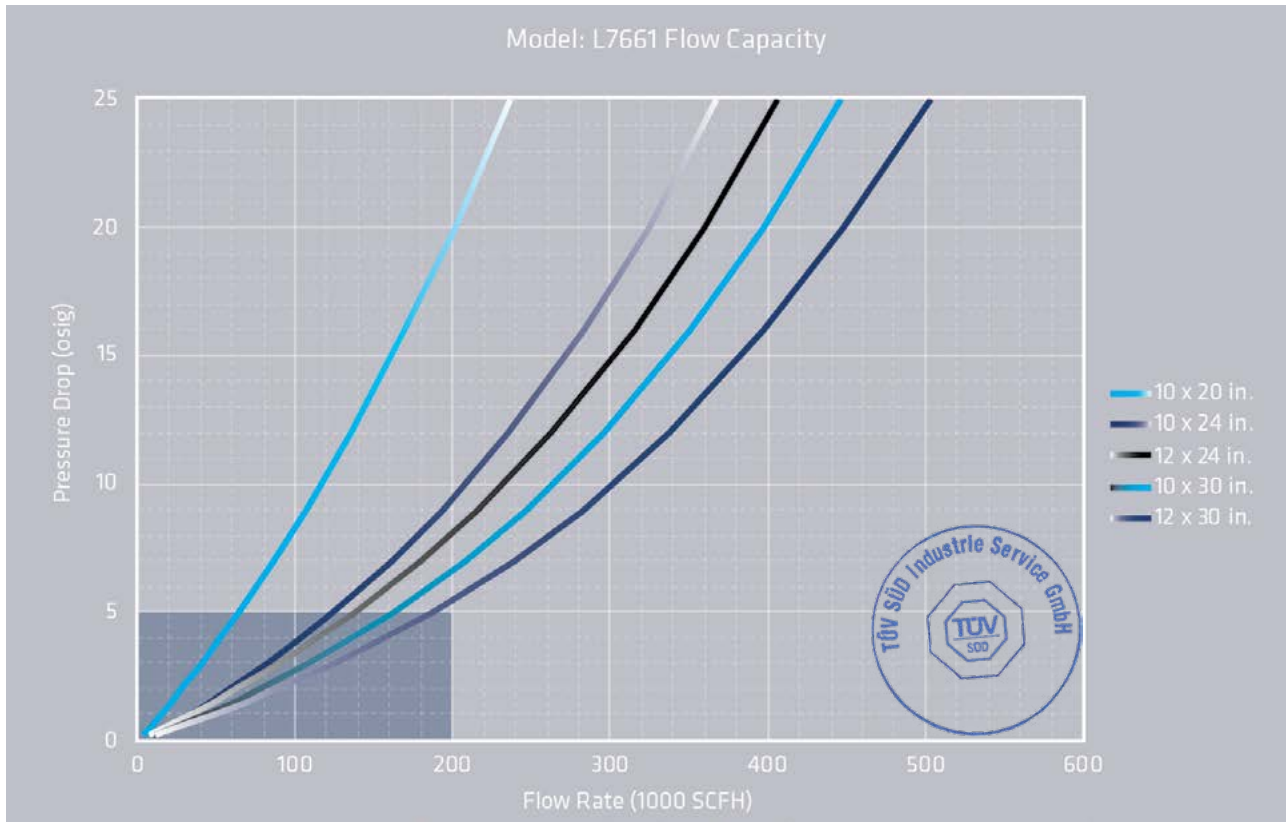
- The test equipment, procedures, and reporting methods meet the requirements of standards API 2000/ISO 28300 and ISO 16852. The equipment, methods, and results have been reviewed and certified by TÜV SÜD.
- Flow data are for in-line mounting and does not include entrance losses or exit losses
- Flow values based on air at 60°F venting to atmospheric pressure of 14.6959 psia

Flow Capacity



- The test equipment, procedures, and reporting methods meet the requirements of standards API 2000/ISO 28300 and ISO 16852. The equipment, methods, and results have been reviewed and certified by TÜV SÜD.
- Flow data are for in-line mounting and does not include entrance losses or exit losses
- Flow values based on air at 60°F venting to atmospheric pressure of 14.6959 psia

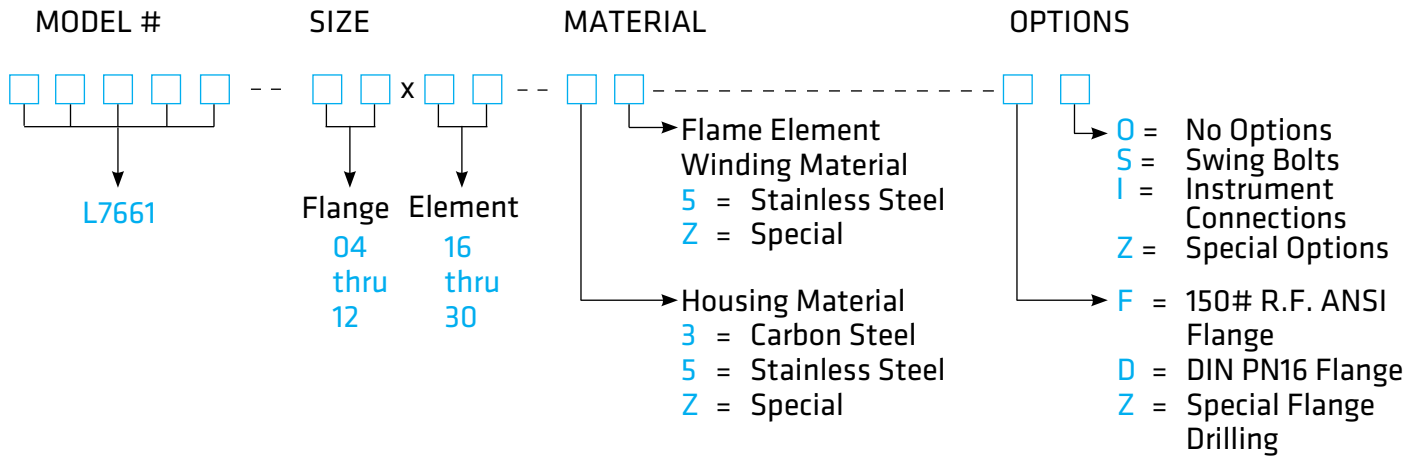
Flow Capacity



- The test equipment, procedures, and reporting methods meet the requirements of standards API 2000/ISO 28300 and ISO 16852. The equipment, methods, and results have been reviewed and certified by TÜV SÜD.
- Flow data are for in-line mounting and does not include entrance losses or exit losses
- Flow values based on air at 60°F venting to atmospheric pressure of 14.6959 psia

How to Order

For easy ordering, select proper model numbers



Notes

- Include model number and setting when ordering
- For special options, consult factory

Example

L 7 6 6 1 - 0 3 - 0 6 - 3 5 - F 0

Indicates a 3" Model L7661 with Carbon Steel housing, 6" Stainless Steel Flame Element, ANSI Flanged Outlet and no other options.



LAMOTVALVEARRESTOR.COM